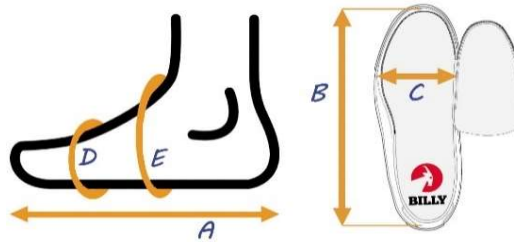


A	Actual foot or brace length
B	Actual shoe footbed length
C	Actual shoe footbed width at ball of foot
D	Circumference inside shoe at ball of foot*
E	Circumference inside shoe near ankle*



BILLY Footwear
Women's Sizing Chart
Medium (M) Width Shoes

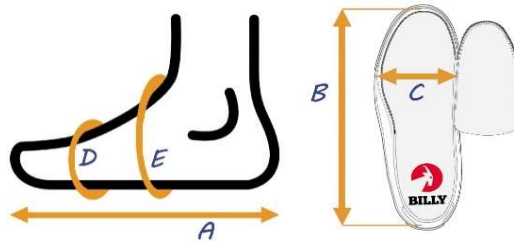
* By removing the inserts inside the shoes, the circumferences will increase 1/2" - 9/16" (1.3cm - 1.4cm) depending on the shoe size selected.

** The measurements shown here were taken with the laces loosely tied. The laces provide adjustability at the "E" location. Tighten laces to achieve desired fit.



See above for A, B, C, D and E definitions.	Size 6 <i>Women's</i> EU 36-37 UK 4	Size 6.5 <i>Women's</i> EU 37 UK 4.5	Size 7 <i>Women's</i> EU 37-38 UK 5	Size 7.5 <i>Women's</i> EU 38 UK 5.5	Size 8 <i>Women's</i> EU 38-39 UK 6	Size 8.5 <i>Women's</i> EU 39 UK 6.5	Size 9 <i>Women's</i> EU 39-40 UK 7	Size 9.5 <i>Women's</i> EU 40 UK 7.5	Size 10 <i>Women's</i> EU 40-41 UK 8	Size 11 <i>Women's</i> EU 41-42 UK 9
A	9-1/8" (23.2 cm)	9-1/4" (23.5 cm)	9-3/8" (23.8 cm)	9-5/8" (24.4 cm)	9-3/4" (24.8 cm)	10" (25.4 cm)	10-1/8" (25.7 cm)	10-1/4" (26.0 cm)	10-3/8" (26.4 cm)	10-3/4" (27.3 cm)
B	9-1/2" (24.1 cm)	9-5/8" (24.4 cm)	9-3/4" (24.8 cm)	10" (25.4 cm)	10-1/8" (25.7 cm)	10-3/8" (26.4 cm)	10-1/2" (26.7 cm)	10-5/8" (27.0 cm)	10-3/4" (27.3 cm)	11-1/8" (28.3 cm)
C ("M" Width)	3" (7.6 cm)	3-1/16" (7.8 cm)	3-1/8" (7.9 cm)	3-3/16" (8.1 cm)	3-1/4" (8.3 cm)	3-5/16" (8.4 cm)	3-3/8" (8.6 cm)	3-7/16" (8.7 cm)	3-1/2" (8.9 cm)	3-5/8" (9.2 cm)
BILLY Classic Lace High Tops	D 8-3/8" (21.3 cm)	8-1/2" (21.6 cm)	8-5/8" (21.9 cm)	8-3/4" (22.2 cm)	9" (22.9 cm)	9-1/8" (23.2 cm)	9-1/4" (23.5 cm)	9-3/8" (23.8 cm)	9-1/2" (24.1 cm)	9-3/4" (24.8 cm)
	E** (Adjustable) 10-3/4" (27.3 cm)	11" (27.9 cm)	11-1/4" (28.6 cm)	11-1/2" (29.2 cm)	11-3/4" (29.8 cm)	12" (30.5 cm)	12-1/4" (31.1 cm)	12-1/2" (31.8 cm)	12-3/4" (32.4 cm)	13-1/4" (33.7 cm)
Sneaker, Comfort & BILLY Classic Lace Low Tops	D 8" (20.3 cm)	8-1/8" (20.6 cm)	8-1/4" (21.0 cm)	8-3/8" (21.3 cm)	8-1/2" (21.6 cm)	8-5/8" (21.9 cm)	8-3/4" (22.2 cm)	8-7/8" (22.5 cm)	9" (22.9 cm)	9-1/4" (23.5 cm)
	E** (Adjustable) 10" (25.4 cm)	10-1/4" (26.0 cm)	10-1/2" (26.7 cm)	10-3/4" (27.3 cm)	11" (27.9 cm)	11-1/4" (28.6 cm)	11-1/2" (29.2 cm)	11-3/4" (29.8 cm)	12" (30.5 cm)	12-1/2" (31.8 cm)
BILLY Mid Tops	D 8" (20.3 cm)	8-1/8" (20.6 cm)	8-1/4" (21.0 cm)	8-3/8" (21.3 cm)	8-1/2" (21.6 cm)	8-5/8" (21.9 cm)	8-3/4" (22.2 cm)	8-7/8" (22.5 cm)	9" (22.9 cm)	9-1/4" (23.5 cm)
	E 9-3/4" (24.8 cm)	9-7/8" (25.1 cm)	10" (25.4 cm)	10-1/4" (26.0 cm)	10-3/8" (26.4 cm)	10-5/8" (27.0 cm)	10-3/4" (27.3 cm)	10-7/8" (27.6 cm)	11-1/8" (28.3 cm)	11-1/2" (29.2 cm)

A	Actual foot or brace length
B	Actual shoe footbed length
C	Actual shoe footbed width at ball of foot
D	Circumference inside shoe at ball of foot*
E	Circumference inside shoe near ankle*



BILLY Footwear
Women's Sizing Chart
Wide (D) Width Shoes

* By removing the inserts inside the shoes, the circumferences will increase 1/2" - 9/16" (1.3cm - 1.4cm) depending on the shoe size selected.

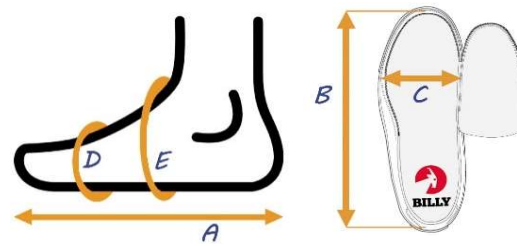
** The measurements shown here were taken with the laces loosely tied. The laces provide adjustability at the "E" location. Tighten laces to achieve desired fit.



See above for A, B, C, D and E definitions.	Size 6 <i>Women's</i> EU 36-37 UK 4	Size 6.5 <i>Women's</i> EU 37 UK 4.5	Size 7 <i>Women's</i> EU 37-38 UK 5	Size 7.5 <i>Women's</i> EU 38 UK 5.5	Size 8 <i>Women's</i> EU 38-39 UK 6	Size 8.5 <i>Women's</i> EU 39 UK 6.5	Size 9 <i>Women's</i> EU 39-40 UK 7	Size 9.5 <i>Women's</i> EU 40 UK 7.5	Size 10 <i>Women's</i> EU 40-41 UK 8	Size 11 <i>Women's</i> EU 41-42 UK 9
A	9-1/8" (23.2 cm)	9-1/4" (23.5 cm)	9-3/8" (23.8 cm)	9-5/8" (24.4 cm)	9-3/4" (24.8 cm)	10" (25.4 cm)	10-1/8" (25.7 cm)	10-1/4" (26.0 cm)	10-3/8" (26.4 cm)	10-3/4" (27.3 cm)
B	9-1/2" (24.1 cm)	9-5/8" (24.4 cm)	9-3/4" (24.8 cm)	10" (25.4 cm)	10-1/8" (25.7 cm)	10-3/8" (26.4 cm)	10-1/2" (26.7 cm)	10-5/8" (27.0 cm)	10-3/4" (27.3 cm)	11-1/8" (28.3 cm)
C ("D" Width)	3-3/16" (8.0 cm)	3-1/4" (8.2 cm)	3-5/16" (8.3 cm)	3-3/8" (8.5 cm)	3-3/8" (8.7 cm)	3-7/16" (8.8 cm)	3-1/2" (9.0 cm)	3-9/16" (9.1 cm)	3-5/8" (9.3 cm)	3-3/4" (9.6 cm)
D	8-1/4" (21.0 cm)	8-3/8" (21.3 cm)	8-1/2" (21.6 cm)	8-5/8" (21.9 cm)	8-3/4" (22.2 cm)	8-7/8" (22.5 cm)	9" (22.9 cm)	9-1/8" (23.2 cm)	9-1/4" (23.5 cm)	9-1/2" (24.1 cm)
E** (Adjustable)	10-1/4" (26.0 cm)	10-1/2" (26.7 cm)	10-3/4" (27.3 cm)	11" (27.9 cm)	11-1/4" (28.6 cm)	11-1/2" (29.2 cm)	11-3/4" (29.8 cm)	12" (30.5 cm)	12-1/4" (31.1 cm)	12-3/4" (32.4 cm)

**Comfort, Work Comfort,
 Comfort Classic Low Tops**

A	Actual foot or brace length
B	Actual shoe footbed length
C	Actual shoe footbed width at ball of foot
D	Circumference inside shoe at ball of foot*
E	Circumference inside shoe near ankle*



BILLY Footwear
Men's Sizing Chart
Medium (M) Width Shoes

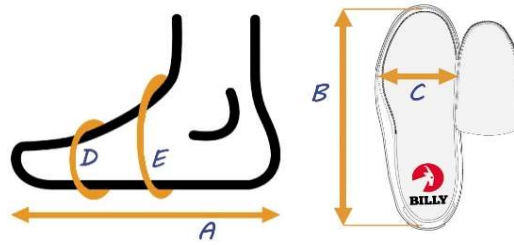
* By removing the inserts inside the shoes, the circumferences will increase 1/2" - 9/16" (1.3cm - 1.4cm) depending on the shoe size selected.

** The measurements shown here were taken with the laces loosely tied. The laces provide adjustability at the "E" location. Tighten laces to achieve desired fit.

	See above for A, B, C, D and E definitions.	Size 7 <i>Men's</i> EU 40 UK 6.5	Size 7.5 <i>Men's</i> EU 40-41 UK 7	Size 8 <i>Men's</i> EU 41 UK 7.5	Size 8.5 <i>Men's</i> EU 41-42 UK 8	Size 9 <i>Men's</i> EU 42 UK 8.5	Size 9.5 <i>Men's</i> EU 42-43 UK 9	Size 10 <i>Men's</i> EU 43 UK 9.5	Size 10.5 <i>Men's</i> EU 43-44 UK 10	Size 11 <i>Men's</i> EU 44 UK 10.5	Size 11.5 <i>Men's</i> EU 44-45 UK 11	Size 12 <i>Men's</i> EU 45 UK 11.5	Size 13 <i>Men's</i> EU 46 UK 12.5	Size 14 <i>Men's</i> EU 47 UK 13.5
A		9-3/4" (24.8 cm)	9-7/8" (25.1 cm)	10-1/8" (25.7 cm)	10-1/4" (26.0 cm)	10-3/8" (26.3 cm)	10-5/8" (27.0 cm)	10-3/4" (27.3 cm)	11" (27.9 cm)	11-1/8" (28.3 cm)	11-3/8" (28.9 cm)	11-1/2" (29.2 cm)	11-3/4" (29.8 cm)	12" (30.5 cm)
B		10-1/8" (25.7 cm)	10-1/4" (26.0 cm)	10-1/2" (26.7 cm)	10-5/8" (27.0 cm)	10-3/4" (27.3 cm)	11" (27.9 cm)	11-1/8" (28.3 cm)	11-3/8" (28.9 cm)	11-1/2" (29.2 cm)	11-3/4" (29.8 cm)	11-7/8" (30.2 cm)	12-1/8" (30.8 cm)	12-3/8" (31.4 cm)
C ("M" Width)		3-3/8" (8.6 cm)	3-7/16" (8.7 cm)	3-1/2" (8.9 cm)	3-9/16" (9.0 cm)	3-5/8" (9.2 cm)	3-11/16" (9.4 cm)	3-3/4" (9.5 cm)	3-13/16" (9.7 cm)	3-7/8" (9.8 cm)	3-15/16" (10.0 cm)	4" (10.2 cm)	4-1/8" (10.5 cm)	4-1/4" (10.8 cm)
BILLY Classic <i>Lace High Tops</i>	D	9-1/4" (23.5 cm)	9-3/8" (23.8 cm)	9-1/2" (24.1 cm)	9-5/8" (24.4 cm)	9-3/4" (24.8 cm)	9-7/8" (25.1 cm)	10" (25.4 cm)	10-1/8" (25.7 cm)	10-1/4" (26.0 cm)	10-3/8" (26.3 cm)	10-1/2" (26.7 cm)	10-3/4" (27.3 cm)	11" (27.9 cm)
	E** (Adjustable)	11-1/2" (29.2 cm)	11-5/8" (29.5 cm)	11-3/4" (29.8 cm)	11-7/8" (30.2 cm)	12" (30.5 cm)	12-1/8" (30.8 cm)	12-1/4" (31.1 cm)	12-3/8" (31.4 cm)	12-1/2" (31.8 cm)	12-3/4" (32.4 cm)	13" (33.0 cm)	13-1/4" (33.7 cm)	13-5/8" (34.6 cm)
Sneaker, Comfort & BILLY Classic <i>Lace Low Tops</i>	D	9" (22.9 cm)	9-1/8" (23.2 cm)	9-1/4" (23.5 cm)	9-3/8" (23.8 cm)	9-1/2" (24.1 cm)	9-5/8" (24.4 cm)	9-3/4" (24.8 cm)	9-7/8" (25.1 cm)	10" (25.4 cm)	10-1/8" (25.7 cm)	10-1/4" (26.0 cm)	10-1/2" (26.7 cm)	10-3/4" (27.3 cm)
	E** (Adjustable)	10-3/4" (27.3 cm)	10-7/8" (27.6 cm)	11" (27.9 cm)	11-1/8" (28.3 cm)	11-1/4" (28.6 cm)	11-3/8" (28.9 cm)	11-1/2" (29.2 cm)	11-5/8" (29.5 cm)	11-3/4" (29.8 cm)	12" (30.5 cm)	12-1/4" (31.1 cm)	12-1/2" (31.8 cm)	12-7/8" (32.7 cm)
BILLY Chukkas	D	9-1/4" (23.5 cm)	9-3/8" (23.8 cm)	9-1/2" (24.1 cm)	9-5/8" (24.4 cm)	9-3/4" (24.8 cm)	9-7/8" (25.1 cm)	10" (25.4 cm)	10-1/8" (25.7 cm)	10-1/4" (26.0 cm)	10-3/8" (26.3 cm)	10-1/2" (26.7 cm)	10-3/4" (27.3 cm)	11" (27.9 cm)
	E	9-3/4" (24.8 cm)	9-7/8" (25.1 cm)	10" (25.4 cm)	10-1/8" (25.7 cm)	10-1/4" (26.0 cm)	10-3/8" (26.3 cm)	10-1/2" (26.7 cm)	10-5/8" (27.0 cm)	10-3/4" (27.3 cm)	10-7/8" (27.6 cm)	11" (27.9 cm)	11-1/4" (28.6 cm)	11-1/2" (29.2 cm)

ALL MEASUREMENTS ARE IN INCHES (CENTIMETERS IN PARENTHESES)

A	Actual foot or brace length
B	Actual shoe footbed length
C	Actual shoe footbed width at ball of foot
D	Circumference inside shoe at ball of foot*
E	Circumference inside shoe near ankle*



BILLY Footwear
Men's Sizing Chart
Wide (EEE) Width Shoes

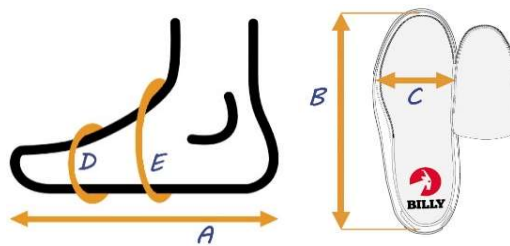
* By removing the inserts inside the shoes, the circumferences will increase 1/2" - 9/16" (1.3cm - 1.4cm) depending on the shoe size selected.

** The measurements shown here were taken with the laces loosely tied. The laces provide adjustability at the "E" location. Tighten laces to achieve desired fit.

	See above for A, B, C, D and E definitions.	Size 7 <i>Men's</i> EU 40 UK 6.5	Size 7.5 <i>Men's</i> EU 40-41 UK 7	Size 8 <i>Men's</i> EU 41 UK 7.5	Size 8.5 <i>Men's</i> EU 41-42 UK 8	Size 9 <i>Men's</i> EU 42 UK 8.5	Size 9.5 <i>Men's</i> EU 42-43 UK 9	Size 10 <i>Men's</i> EU 43 UK 9.5	Size 10.5 <i>Men's</i> EU 43-44 UK 10	Size 11 <i>Men's</i> EU 44 UK 10.5	Size 11.5 <i>Men's</i> EU 44-45 UK 11	Size 12 <i>Men's</i> EU 45 UK 11.5	Size 13 <i>Men's</i> EU 46 UK 12.5	Size 14 <i>Men's</i> EU 47 UK 13.5
	A	9-3/4" (24.8 cm)	9-7/8" (25.1 cm)	10-1/8" (25.7 cm)	10-1/4" (26.0 cm)	10-3/8" (26.3 cm)	10-5/8" (27.0 cm)	10-3/4" (27.3 cm)	11" (27.9 cm)	11-1/8" (28.3 cm)	11-3/8" (28.9 cm)	11-1/2" (29.2 cm)	11-3/4" (29.8 cm)	12" (30.5 cm)
B	10-1/8" (25.7 cm)	10-1/4" (26.0 cm)	10-1/2" (26.7 cm)	10-5/8" (27.0 cm)	10-3/4" (27.3 cm)	11" (27.9 cm)	11-1/8" (28.3 cm)	11-3/8" (28.9 cm)	11-1/2" (29.2 cm)	11-3/4" (29.8 cm)	11-7/8" (30.2 cm)	12-1/8" (30.8 cm)	12-3/8" (31.4 cm)	
C ("EEE" Width)	3-5/8" (9.2 cm)	3-11/16" (9.4 cm)	3-3/4" (9.5 cm)	3-13/16" (9.7 cm)	3-7/8" (9.8 cm)	3-15/16" (10.0 cm)	4" (10.2 cm)	4-1/16" (10.3 cm)	4-1/8" (10.5 cm)	4-3/16" (10.6 cm)	4-1/4" (10.8 cm)	4-3/8" (11.1 cm)	4-5/8" (11.7 cm)	
Comfort, Work Comfort, Comfort Classic Low Tops	D	9-1/2" (24.1 cm)	9-5/8" (24.4 cm)	9-3/4" (24.8 cm)	9-7/8" (25.1 cm)	10" (25.4 cm)	10-1/8" (25.7 cm)	10-1/4" (26.0 cm)	10-3/8" (26.3 cm)	10-1/2" (26.7 cm)	10-5/8" (27.0 cm)	10-3/4" (27.3 cm)	11" (27.9 cm)	11-1/4" (28.6 cm)
	E** (Adjustable)	11-1/4" (28.6 cm)	11-3/8" (28.9 cm)	11-1/2" (29.2 cm)	11-5/8" (29.5 cm)	11-3/4" (29.8 cm)	11-7/8" (30.2 cm)	12" (30.5 cm)	12-1/8" (30.8 cm)	12-1/4" (31.1 cm)	12-1/2" (31.8 cm)	12-3/4" (32.4 cm)	13" (33.0 cm)	13-3/8" (34.0 cm)

ALL MEASUREMENTS ARE IN INCHES (CENTIMETERS IN PARENTHESES)

A	Actual foot or brace length
B	Actual shoe footbed length
C	Actual shoe footbed width at ball of foot
D	Circumference inside shoe at ball of foot*
E	Circumference inside shoe near ankle*



BILLY Footwear
Kid's Sizing Chart
Medium (M) Width Shoes

* By removing the inserts inside the shoes, the circumferences will increase 7/16" - 9/16" (1.1 cm - 1.4 cm) depending on the shoe size selected.

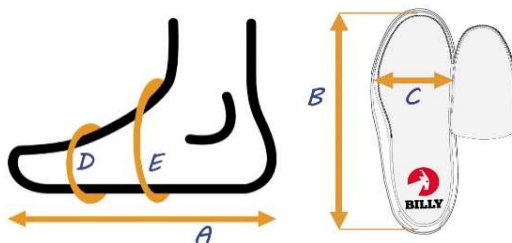
** The measurements shown here were taken with the laces loosely tied. The laces provide adjustability at the "E" location. Tighten laces to achieve desired fit.



	See above for A, B, C, D and E definitions.	Size 11	Size 12	Size 13	Size 1	Size 2	Size 3	Size 4	Size 5	Size 6
		<i>Little Kid</i> EU 28 UK 10.5	<i>Little Kid</i> EU 30 UK 11.5	<i>Little Kid</i> EU 31 UK 12.5	<i>Little Kid</i> EU 32 UK 13.5	<i>Little Kid</i> EU 33 UK 1.5	<i>Little Kid</i> EU 34 UK 2.5	<i>Big Kid</i> EU 36 UK 3.5	<i>Big Kid</i> EU 37 UK 4.5	<i>Big Kid</i> EU 38 UK 5.5
BILLY Classic Lace High Tops	A	6-7/8" (17.5 cm)	7-1/4" (18.4 cm)	7-9/16" (19.2 cm)	7-15/16" (20.2 cm)	8-1/4" (21.0 cm)	8-9/16" (21.7 cm)	8-15/16" (22.7 cm)	9-1/4" (23.5 cm)	9-9/16" (24.3 cm)
	B	7-1/4" (18.4 cm)	7-5/8" (19.4 cm)	8" (20.3 cm)	8-3/8" (21.3 cm)	8-5/8" (21.9 cm)	9" (22.9 cm)	9-3/8" (23.8 cm)	9-5/8" 24.4 cm	10" (25.4 cm)
BILLY Classic Lace Low Tops	C ("M" Width)	2-11/16" (6.8 cm)	2-3/4" (7.0 cm)	2-7/8" (7.3 cm)	2-15/16" (7.5 cm)	3" (7.6 cm)	3-1/16" (7.8 cm)	3-1/8" (7.9 cm)	3-1/4" (8.3 cm)	3-3/8" (8.6 cm)
	D	7-1/2" (19.1 cm)	7-5/8" 19.4 cm	7-3/4" (19.7 cm)	8" (20.3 cm)	8-1/4" (21.0 cm)	8-1/2" (21.6 cm)	8-5/8" (21.9 cm)	8-7/8" (22.5 cm)	9-1/8" (23.2 cm)
BILLY Cozy Boots & BILLY Mid Tops	E** (Adjustable)	8-7/8" (22.5 cm)	9-1/8" (23.2 cm)	9-3/8" (23.8 cm)	9-5/8" (24.4 cm)	9-7/8" (25.1 cm)	10-1/8" (25.7 cm)	10-1/2" (26.7 cm)	10-3/4" (27.3 cm)	11" (27.9 cm)
	D	7-1/8" (18.1 cm)	7-3/8" (18.7 cm)	7-1/2" (19.1 cm)	7-5/8" 19.4 cm	7-7/8" (20.0 cm)	8-1/8" (20.6 cm)	8-3/8" (21.3 cm)	8-1/2" (21.6 cm)	8-3/4" (22.2 cm)
BILLY Boots	E** (Adjustable)	8-1/2" (21.6 cm)	8-3/4" (22.2 cm)	9-1/8" (23.2 cm)	9-3/8" (23.8 cm)	9-5/8" (24.4 cm)	9-7/8" (25.1 cm)	10-1/8" (25.7 cm)	10-1/2" (26.7 cm)	10-3/4" (27.3 cm)
	D	7-1/8" (18.1 cm)	7-3/8" (18.7 cm)	7-1/2" (19.1 cm)	7-5/8" 19.4 cm	7-7/8" (20.0 cm)	8-1/8" (20.6 cm)	8-3/8" (21.3 cm)	8-1/2" (21.6 cm)	8-3/4" (22.2 cm)
BILLY Joggers	E	8-1/4" (21.0 cm)	8-1/2" (21.6 cm)	8-3/4" (22.2 cm)	9-1/8" (23.2 cm)	9-3/8" (23.8 cm)	9-5/8" (24.4 cm)	9-7/8" (25.1 cm)	10-1/8" (25.7 cm)	10-1/2" (26.7 cm)
	D	7-1/2" (19.1 cm)	7-5/8" 19.4 cm	7-3/4" (19.7 cm)	8" (20.3 cm)	8-1/4" (21.0 cm)	8-1/2" (21.6 cm)	8-5/8" (21.9 cm)	8-7/8" (22.5 cm)	9-1/8" (23.2 cm)
	E** (Adjustable)	8-1/2" (21.6 cm)	8-3/4" (22.2 cm)	9-1/8" (23.2 cm)	9-3/8" (23.8 cm)	9-5/8" (24.4 cm)	9-7/8" (25.1 cm)	10-1/8" (25.7 cm)	10-1/2" (26.7 cm)	10-3/4" (27.3 cm)
	D	7-1/4" (18.4 cm)	7-1/2" (19.1 cm)	7-5/8" 19.4 cm	7-3/4" (19.7 cm)	8" (20.3 cm)	8-1/4" (21.0 cm)	8-1/2" (21.6 cm)	8-5/8" (21.9 cm)	8-7/8" (22.5 cm)
	E** (Adjustable)	8-1/4" (21.0 cm)	8-1/2" (21.6 cm)	8-3/4" (22.2 cm)	9" (22.9 cm)	9-1/4" (23.5 cm)	9-1/2" (24.1 cm)	9-3/4" (24.8 cm)	10" (25.4 cm)	10-1/4" (26.0 cm)

ALL MEASUREMENTS ARE IN INCHES (CENTIMETERS IN PARENTHESES)

A	Actual foot or brace length
B	Actual shoe footbed length
C	Actual shoe footbed width at ball of foot
D	Circumference inside shoe at ball of foot*
E	Circumference inside shoe near ankle*



BILLY Footwear
Kid's Sizing Chart
Wide (W) Width Shoes

* By removing the inserts inside the shoes, the circumferences will increase 7/16" - 9/16" (1.1 cm - 1.4 cm) depending on the shoe size selected.

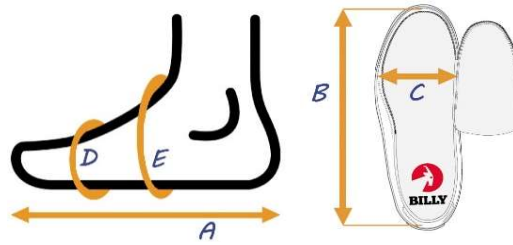
** The measurements shown here were taken with the laces loosely tied. The laces provide adjustability at the "E" location. Tighten laces to achieve desired fit.



See above for A, B, C, D and E definitions.	Size 11	Size 12	Size 13	Size 1	Size 2	Size 3	Size 4	Size 5	Size 6
	Little Kid EU 28 UK 10.5	Little Kid EU 30 UK 11.5	Little Kid EU 31 UK 12.5	Little Kid EU 32 UK 13.5	Little Kid EU 33 UK 1.5	Little Kid EU 34 UK 2.5	Big Kid EU 36 UK 3.5	Big Kid EU 37 UK 4.5	Big Kid EU 38 UK 5.5
A	6-7/8" (17.5 cm)	7-1/4" (18.4 cm)	7-9/16" (19.2 cm)	7-15/16" (20.2 cm)	8-1/4" (21.0 cm)	8-9/16" (21.7 cm)	8-15/16" (22.7 cm)	9-1/4" (23.5 cm)	9-9/16" (24.3 cm)
B	7-1/4" (18.4 cm)	7-5/8" (19.4 cm)	8" (20.3 cm)	8-3/8" (21.3 cm)	8-5/8" (21.9 cm)	9" (22.9 cm)	9-3/8" (23.8 cm)	9-5/8" (24.4 cm)	10" (25.4 cm)
C ("W" Width)	2-15/16" (7.5 cm)	3" (7.6 cm)	3-1/16" (7.8 cm)	3-1/8" (7.9 cm)	3-3/16" (8.1 cm)	3-1/4" (8.3 cm)	3-5/16" (8.4 cm)	3-3/8" (8.6 cm)	3-1/2" (8.9 cm)
D	7-5/8" (19.4 cm)	7-3/4" (19.7 cm)	7-7/8" (20.0 cm)	8-1/8" (20.6 cm)	8-3/8" (21.3 cm)	8-5/8" (21.9 cm)	8-3/4" (22.2 cm)	9" (22.9 cm)	9-1/4" (23.5 cm)
E** (Adjustable)	9-1/4" (23.5 cm)	9-1/2" (24.1 cm)	9-3/4" (24.8 cm)	10" (25.4 cm)	10-1/4" (26.0 cm)	10-1/2" (26.7 cm)	10-3/4" (27.3 cm)	11" (27.9 cm)	11-1/4" (28.6 cm)

BILLY WDR
Lace High Tops

A	Actual foot or brace length
B	Actual shoe footbed length
C	Actual shoe footbed width at ball of foot
D	Circumference inside shoe at ball of foot*
E	Circumference inside shoe near ankle*



BILLY Footwear
Toddler Sizing Chart
Medium (M) Width Shoes

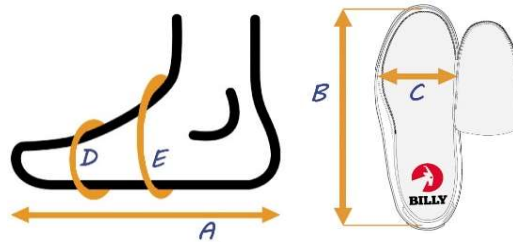
* By removing the inserts inside the shoes, the circumferences will increase 1/4" - 7/16" (0.6 cm - 1.1 cm) depending on the shoe size selected.

** The measurements shown here were taken with the laces loosely tied. The laces provide adjustability at the "E" location. Tighten laces to achieve desired fit.



See above for A, B, C, D and E definitions.	Size 5 Toddler EU 20 UK 4.5	Size 6 Toddler EU 22 UK 5.5	Size 7 Toddler EU 23 UK 6.5	Size 8 Toddler EU 24 UK 7.5	Size 9 Toddler EU 25 UK 8.5	Size 10 Toddler EU 27 UK 9.5
A	4-13/16" (12.2 cm)	5-3/16" (13.2 cm)	5-9/16" (14.1 cm)	5-13/16" (14.8 cm)	6-3/16" (15.7 cm)	6-9/16" (16.7 cm)
B	5-1/4" (13.3 cm)	5-5/8" (14.3 cm)	6" (15.2 cm)	6-1/4" (15.9 cm)	6-5/8" (16.8 cm)	7" (17.8 cm)
C ("M" Width)	2-1/4" (5.7 cm)	2-3/8" (6.0 cm)	2-3/8" (6.0 cm)	2-1/2" (6.4 cm)	2-5/8" (6.7 cm)	2-5/8" (6.7 cm)
BILLY Classic Lace High Tops						
D	6" (15.2 cm)	6-1/4" (15.9 cm)	6-1/2" (16.5 cm)	6-3/4" (17.1 cm)	7" (17.8 cm)	7-1/4" (18.4 cm)
E** (Adjustable)	7-1/4" (18.4 cm)	7-5/8" (19.4 cm)	8" (20.3 cm)	8-1/4" (21.0 cm)	8-1/2" (21.6 cm)	8-3/4" (22.2 cm)
BILLY Classic Lace Low Tops						
D	5-7/8" (14.9 cm)	6" (15.2 cm)	6-1/4" (15.9 cm)	6-1/2" (16.5 cm)	6-5/8" (16.8 cm)	6-3/4" (17.1 cm)
E** (Adjustable)	7-1/8" (18.1 cm)	7-1/4" (18.4 cm)	7-1/2" (19.1 cm)	7-3/4" (19.7 cm)	8" (20.3 cm)	8-1/8" (20.6 cm)
BILLY Cozy Boots & BILLY Mid Tops						
D	5-7/8" (14.9 cm)	6" (15.2 cm)	6-1/4" (15.9 cm)	6-1/2" (16.5 cm)	6-5/8" (16.8 cm)	6-3/4" (17.1 cm)
E	6-3/4" (17.1 cm)	7-1/8" (18.1 cm)	7-1/4" (18.4 cm)	7-1/2" (19.1 cm)	7-3/4" (19.7 cm)	8" (20.3 cm)

A	Actual foot or brace length
B	Actual shoe footbed length
C	Actual shoe footbed width at ball of foot
D	Circumference inside shoe at ball of foot*
E	Circumference inside shoe near ankle*



BILLY Footwear
Toddler Sizing Chart
Wide (W) Width Shoes

* By removing the inserts inside the shoes, the circumferences will increase 1/4" - 7/16" (0.6 cm - 1.1 cm) depending on the shoe size selected.

** The measurements shown here were taken with the laces loosely tied. The laces provide adjustability at the "E" location. Tighten laces to achieve desired fit.



See above for A, B, C, D and E definitions.	Size 5 Toddler EU 20 UK 4.5	Size 6 Toddler EU 22 UK 5.5	Size 7 Toddler EU 23 UK 6.5	Size 8 Toddler EU 24 UK 7.5	Size 9 Toddler EU 25 UK 8.5	Size 10 Toddler EU 27 UK 9.5
A	4-13/16" (12.2 cm)	5-3/16" (13.2 cm)	5-9/16" (14.1 cm)	5-13/16" (14.8 cm)	6-3/16" (15.7 cm)	6-9/16" (16.7 cm)
B	5-1/4" (13.3 cm)	5-5/8" (14.3 cm)	6" (15.2 cm)	6-1/4" (15.9 cm)	6-5/8" (16.8 cm)	7" (17.8 cm)
C ("W" Width)	2-3/8" (6.0 cm)	2-1/2" (6.4 cm)	2-5/8" (6.7 cm)	2-11/16" (6.8 cm)	2-3/4" (7.0 cm)	2-7/8" (7.3 cm)
D	6-1/4" (15.9 cm)	6-1/2" (16.5 cm)	6-3/4" (17.1 cm)	7" (17.8 cm)	7-1/4" (18.4 cm)	7-1/2" (19.1 cm)
E** (Adjustable)	7-3/4" (19.7 cm)	8" (20.3 cm)	8-1/4" (21.0 cm)	8-1/2" (21.6 cm)	8-3/4" (22.2 cm)	9" (22.9 cm)

BILLY WDR
Lace High Tops